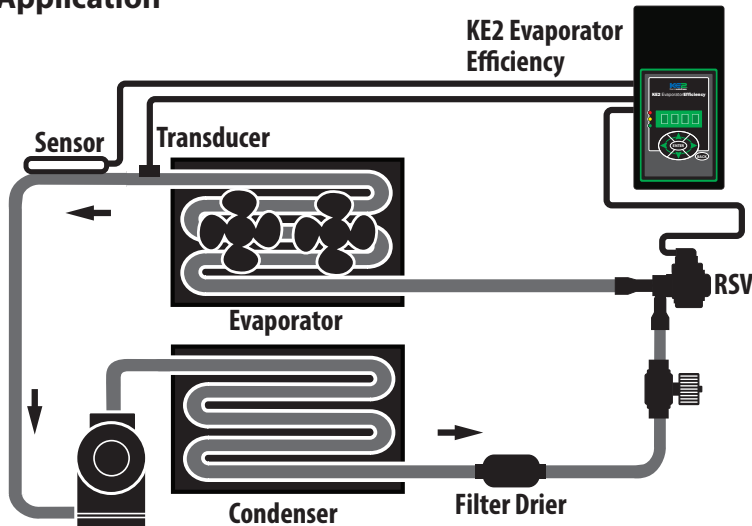




## How to: Install the RSV Stepper Valve Electronic Expansion Valve

### Application



### Specifications RSV



#### Refrigerants:

R-22, R-134a, R-404A, R-407A,  
R-407C, R-407F, R-410A, R-507,  
R-422A, R-422D, R-438A, R-408A,  
R-409A, 448A, 449A, 450A, 513A



#### Oils:

mineral, POE, alkylbenzene



**MRP:** 600 psi (41 bar)



**MAX:** 140° F (60°C)

**MIN:** -22°F (-30°C)

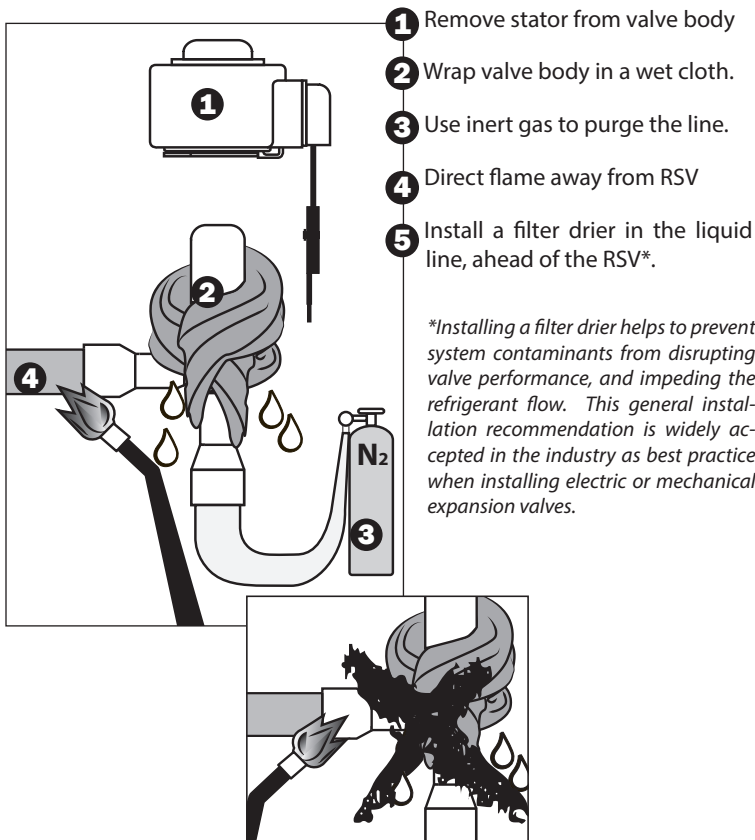


**12 Volt; Two-phase; Unipolar**

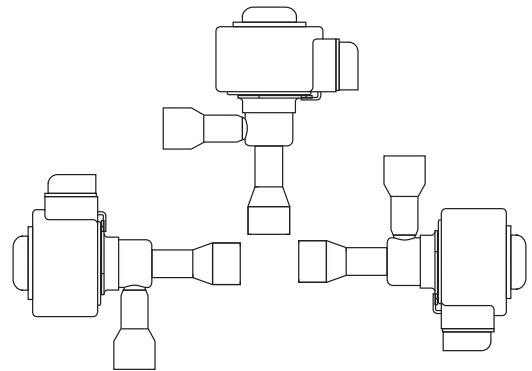
**Max. steps:** 500

**Steps per second:** 30 to 90

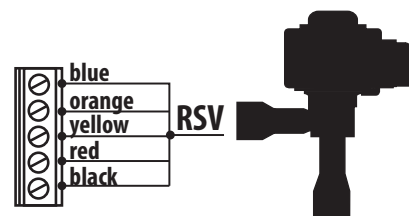
### Brazing



### Mounting Direction



### Wiring RSV to KE2 Evap or KE2 Temp + Valve Control

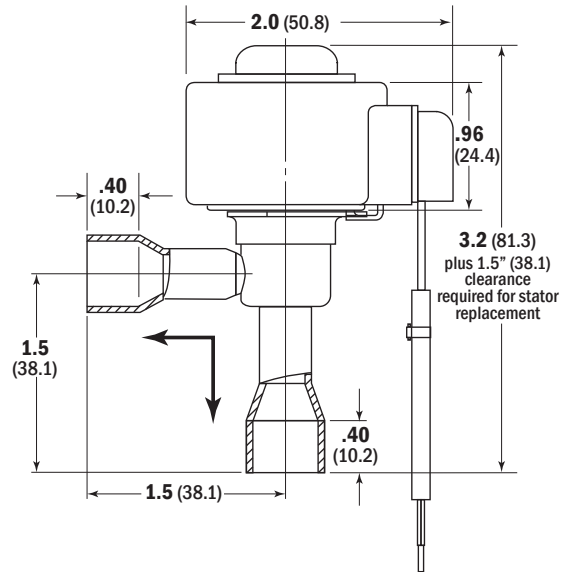




## How to: Install the RSV Stepper Valve Electronic Expansion Valve

### Dimensions - Inches (mm)

#### RSV 100, 200, 300 Series



### Dimensions - Inches (mm)

#### RSV 400, 500, 600 Series

